


Overall Outcomes 2024

Total Patients Discharged: 907



41.4% 58.5%

Age Range

18-44: 4.4%

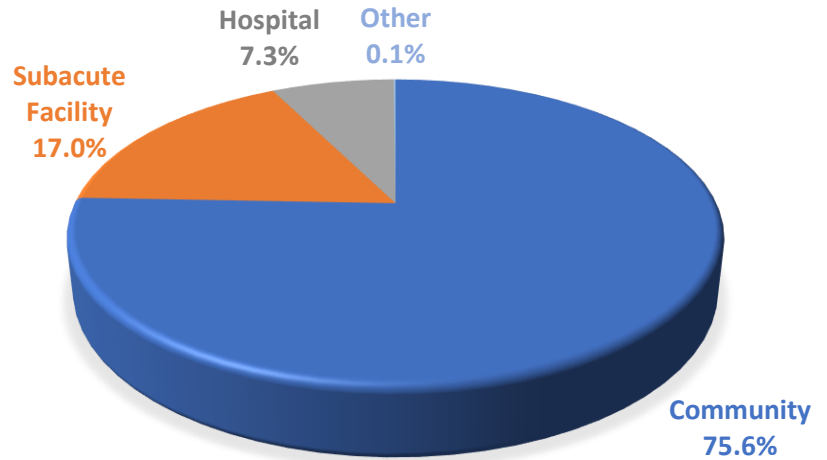
45-64: 20.9%

65-74: 30.4%

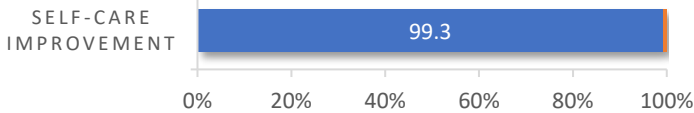
75+: 44.4%

Average Length of Stay: 11.3 Days

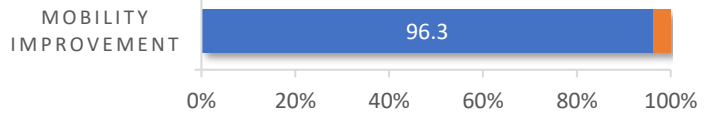
DISCHARGE DESTINATION



Our patients made **99.3%** of expected progress with self-care activities during their stay.



Our patients made **96.3%** of expected progress with their mobility during their stay.



WE STRIVE FOR SUPERIOR RATINGS FROM OUR PATIENTS.

OUR PATIENT SATISFACTION SCORES REFLECT THE PERCENTAGE OF '9' OR '10' RESPONSES ON A 10-POINT RATING SCALE.

PATIENT SATISFACTION WITH OUR PROGRAM

Rating (0-10)

(data from January 2024-December 2024)

