



Stroke Outcomes

2024

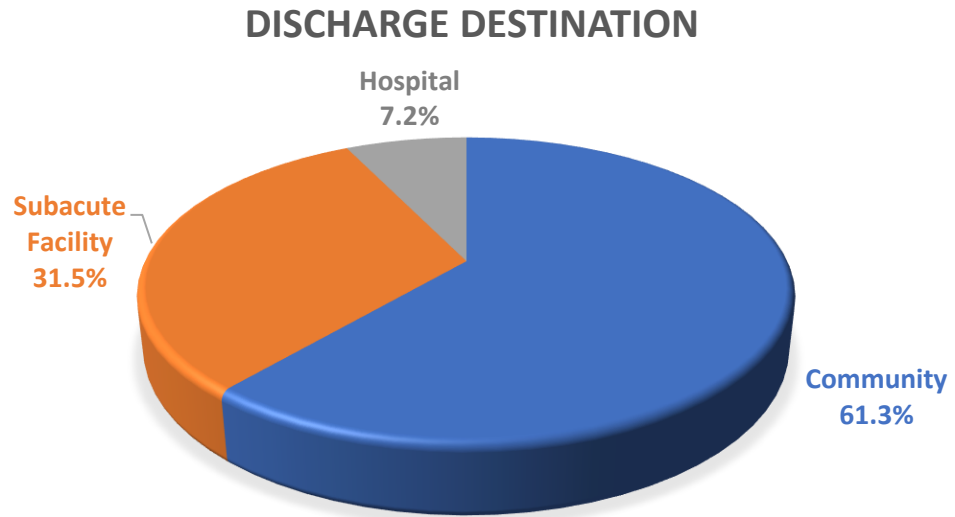
Average Length of Stay: 13.8 Days

Total Patients Discharged: 233

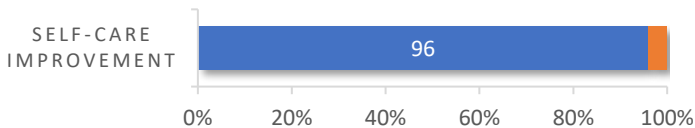


49.4% **50.6%**

Age Range

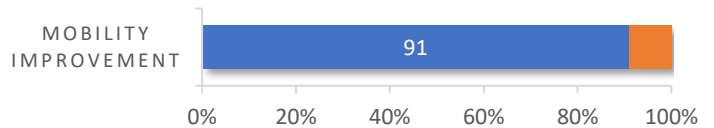
- 18-44: 3.0%
- 45-64: 30.2%
- 65-74: 28.9%
- 75+: 37.9%




Our patients made **96%** of expected progress with self-care activities during their stay.



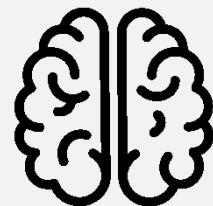
Our patients made **91%** of expected progress with their mobility during their stay.



Left-Sided Stroke
35.6%



Right-Sided Stroke
32.6%



Other Stroke
31.8%