


# Brain Injury Outcomes 2024

**Total Patients Discharged: 94**



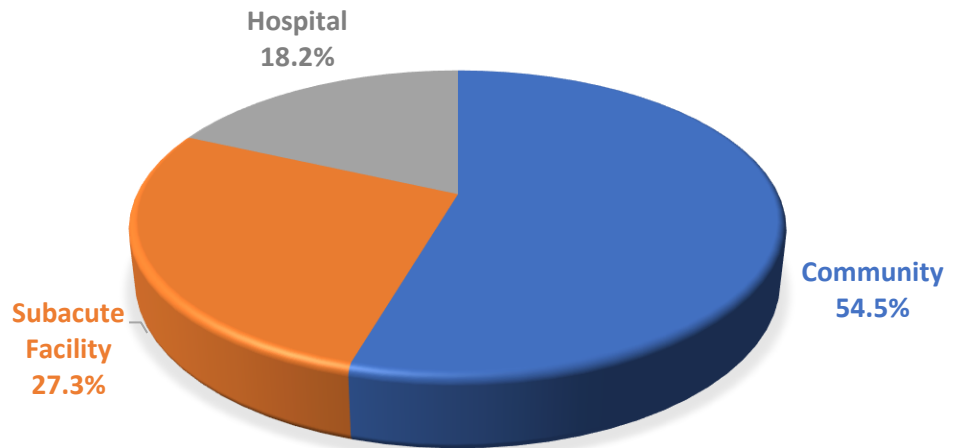
**51.1% 48.9%**

**Age Range**

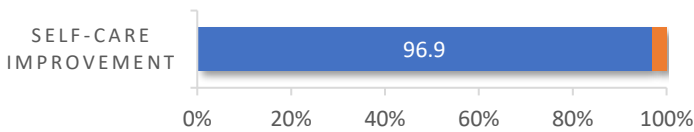
18-44: 5.3%  
 45-64: 23.4%  
 65-74: 28.7%  
 75+: 42.6%

**Average Length of Stay: 14.0 Days**

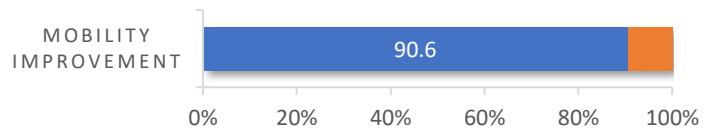
**DISCHARGE DESTINATION**




Our patients made **96.9%** of expected progress with self-care activities during their stay.



Our patients made **90.6%** of expected progress with their mobility during their stay.



## Common Conditions Treated



**Traumatic Brain Injury**

**47.9%**



**Non-Traumatic Brain Injury**

**52.1%**