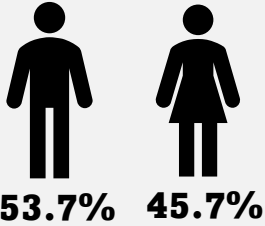


Stroke Outcomes 2022

Total Patients Discharged: 188

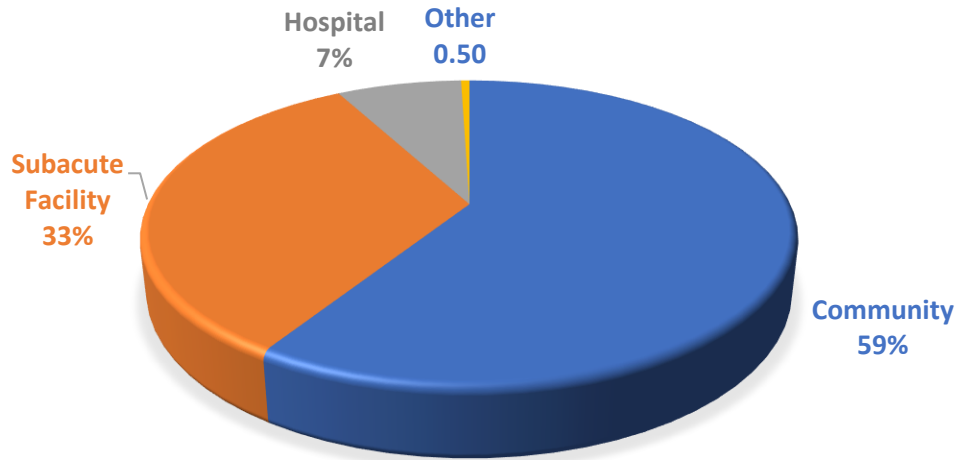


Age Range

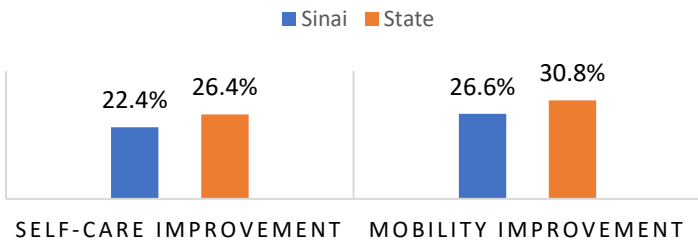
- 18-44: 3.2%
- 45-64: 21.3%
- 65-74: 35.1%
- 75+: 40.4%

Average Length of Stay: 14.9 Days

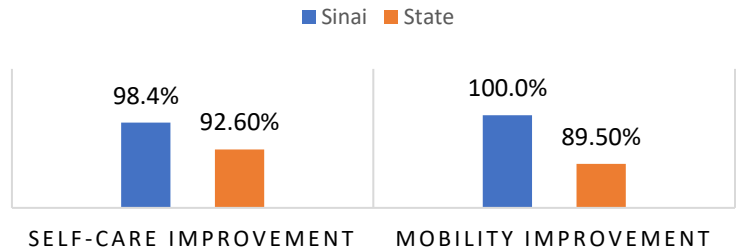
DISCHARGE DESTINATION



FUNCTIONAL IMPROVEMENT DURING STAY




PATIENT REPORTED FUNCTIONAL IMPROVEMENT AFTER DISCHARGE



Left-Sided Stroke
29%



Right-Sided Stroke
35%



Other Stroke
36%